



# TARTISAN RESOURCES CORP.

**CSE** CANADIAN  
SECURITIES  
EXCHANGE  
The Exchange For Entrepreneurs  
**CSE: TTC**

Jan / Feb 2018

## Seeking Value in Undervalued and Emerging Metal Assets

**Tartisan Resources Corp. (CSE: TTC, FSE: 8TA)** is a Canadian mineral exploration and development company focused on base and precious metals in Canada and Peru. Tartisan has recently purchased two Ni-Cu-(Co) resources in Ontario, Canada that are comprised of the Kenbridge Deposit and the past-producing Alexo-Kelex Mine through the acquisition of Canadian Arrow Mines Limited in January 2018. The advanced stage Ni-Cu(Co) Kenbridge Deposit, has a combined open-pit + underground, measured and indicated resource of 7.14 million tonnes at 0.62 percent nickel, 0.33 percent copper. Canadian Arrow published a PEA for the project in 2008 with a subsequent revised update with an NPV of \$253 million and have developed strong relationships with the First Nations communities under Treaty #3.

In Peru, Tartisan holds a 100% stake in the Don Pancho Zn-Pb-Ag and Ichuña Cu-Ag projects and at the La Victoria Au-Ag project, through Eloro Resources, Tartisan holds a 20% equity interest and 2% NSR. Tartisan has been active for 10 years in Peru, a proven, mining friendly country with a prolific mining history.

Tartisan's diversified projects portfolio exposes the Company to the rewards of exploration and discovery. The Company is strategically positioned for the current nickel supply deficit and increased battery grade Ni-Co demand through the emerging electric-vehicle market.

### Investment Highlights:

- Acquisition of Canadian Arrow Mines Limited includes two Ontario-based nickel-copper-(cobalt) properties
- Canadian Arrow's Kenbridge property has a measured and indicated resource of 7.14 million tonnes at 0.62% nickel, 0.33% copper
- 20 percent equity stake in Eloro Resources and 2 percent NSR in their La Victoria property with expected drill results in January 2018
- Strong management team with proven experience in advancing projects to production readiness and increasing shareholder value
- Tightly held share structure with 50 percent owned by approximately 10 investors

**Kenbridge Ni Project (ON, Canada)**  
The advanced stage deposit remains open in three directions, is equipped with a 609m deep shaft and has never been mined. A Preliminary Economic Assessment completed in 2008 and later updated returned robust project economics and operating costs including a NPV of C\$253M and cash costs of US\$3.47/lb of nickel net of copper credits.

The Company's plans for Kenbridge include updating the 2008 PEA, advancing the project through to feasibility and exploring the open mineralization at depth.

### Project Highlights

- Excellent infrastructure
- >C\$10M in expenditures by Canadian Arrow Mines
- 1952-1957 Falconbridge 27,000m of drilling, 609m shaft, metallurgy
- Total 1952 to present ~80,000m drilling in 575 holes
- Combined open pit + underground mine plan in place
- Kenbridge Deposit underexplored at depth, open in 3 directions
- Large land package, underexplored
- Kenbridge North geophysical target (mag and VTEM) similar response to Kenbridge Deposit located ~3.2km NE, under cover/blind and not explored
- Canadian Arrow has been engaged with Treaty #3 since 2007

### Kenbridge Resource Estimate (2008)

Resource Category	Tonnes	%Ni	%Cu	%Co	Contained Nickel (t)
Open Pit Measured	3,340,000	0.43	0.23	0.01	14,360
Open Pit Indicated	1,124,000	0.38	0.23	0.01	4,270
Open Pit Meas. & Ind.	4,464,000	0.42	0.23	0.01	18,631
Underground Measured	206,000	0.85	0.43	0.02	1,748
Underground Indicated	2,469,000	0.97	0.51	0.02	23,943
Underground Meas. & Ind.	2,675,000	0.96	0.50	0.02	25,691
Underground Inferred	118,000	1.38	0.88	0.00	1,634
<b>Total Measured</b>	<b>3,546,000</b>	<b>0.45</b>	<b>0.24</b>	<b>0.015</b>	<b>16,108</b>
<b>Total Indicated</b>	<b>3,593,000</b>	<b>0.79</b>	<b>0.42</b>	<b>0.018</b>	<b>28,214</b>
<b>Total Meas. &amp; Ind.</b>	<b>7,139,000</b>	<b>0.62</b>	<b>0.33</b>	<b>0.016</b>	<b>44,322</b>
<b>Total Inferred</b>	<b>118,000</b>	<b>1.38</b>	<b>0.88</b>	<b>0.003</b>	<b>1,634</b>

Open pit cut off: \$13/t, UG cut off: \$54/t. P&E Mining Consultants (Aug. 2008)

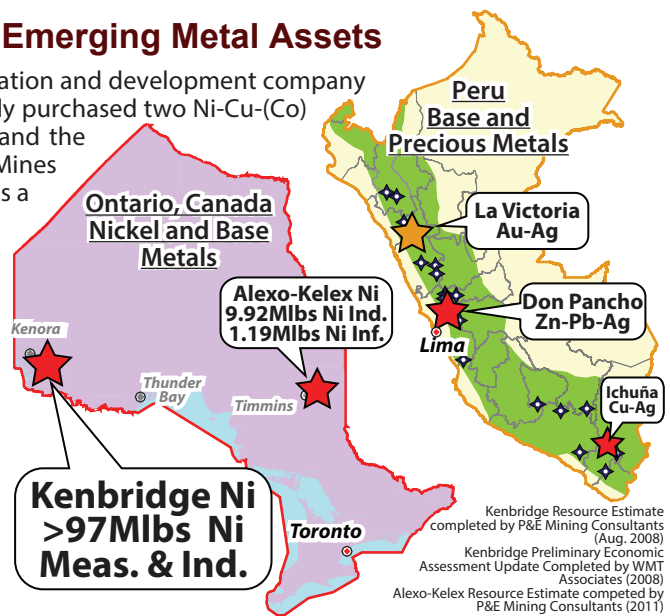
### Kenbridge PEA Highlights (2008)

Avg. TPD Combined Open Pit and Underground	2,800
Open Pit Strip Ratio	1.8:1
Average Ni Recovery, Life of Mine	86%
Recovered Ni (tonnes)	84.6 Million
Annual Recovered Ni (lbs, first 5 years)	12.5 Million
Cash Cost / lb payable Ni (Net of Cu)	\$3.47
NPV 7.5% Pre-Tax	\$253 Million
IRR%	65%
Life of Mine	8 Years
Pre-Production Capital	\$108 Million

### Kenbridge Metallurgical Work

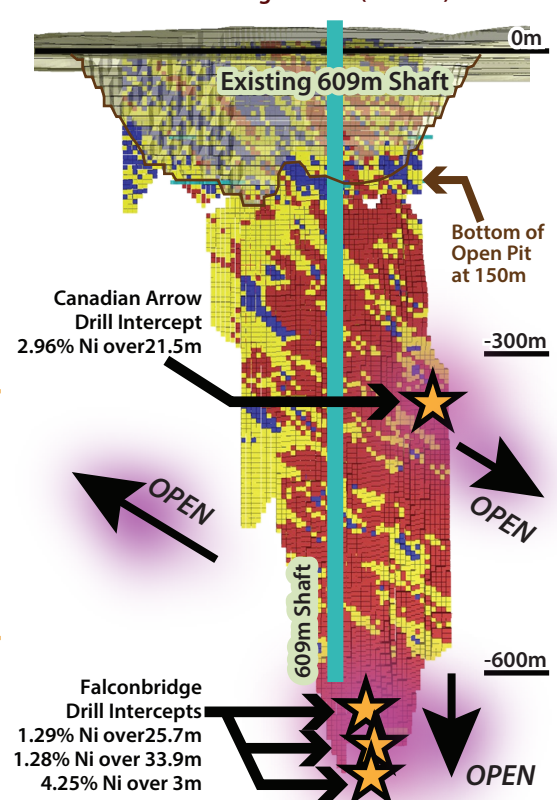
Metallurgical Sample	Feed Grade		Metal Recoveries		Concentrate Product		
	%Ni	%Cu	Ni	Cu	%Ni	%Cu	%MgO
Open Pit	0.41	0.2	84%	90%	6.6	3.4	3-4%
Pit & UG Blend	0.85	0.38	90%	93%	11.5	5.3	3-4%

Metallurgical testing completed by Falconbridge Ltd., Blackstone Ventures, and Canadian Arrow Mines



Kenbridge Resource Estimate completed by P&E Mining Consultants (Aug. 2008)  
Kenbridge Preliminary Economic Assessment Update Completed by WMT Associates (2008)  
Alexo-Kelex Resource Estimate completed by P&E Mining Consultants (2011)

### Kenbridge Nickel Deposit Long Section (View W)

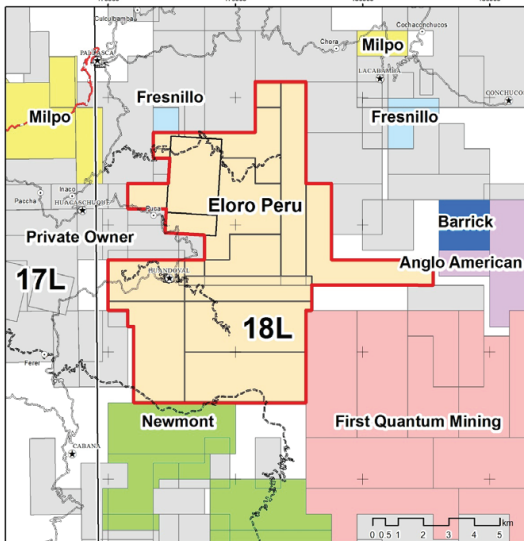
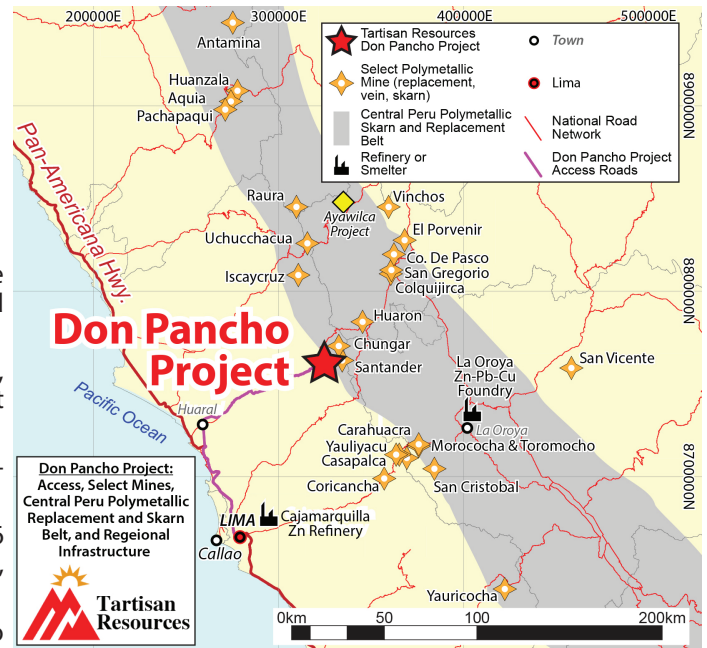




# TARTISAN RESOURCES CORP.

## Don Pancho Zn-Pb-Ag Project (Peru)

- 100% stake subject to a 2% NSR with a 1% buyback for US\$0.5M
- 600ha concession and 200ha concession application located in the Central Peru Polymetallic, Skarn, and Replacement Belt that hosts world class mines such as Uchucchacua, Iscaycruz, and Yauliyacu
- Excellent infrastructure: access via Lima by mostly asphalted roads, located 6 km east of the 15MW Tingo Hydroelectric Plant, and 9km west of Trevali Mining Corp.'s Santander Zn-Pb-Ag Mine
- US\$1.5M spent on property including bedrock mapping, induced polarization and ground magnetics geophysics, and 2,021m of drilling
- **Drill Permit Application in Process - Exploration Targets Open:** 6 drillholes intersected polymetallic mineralization (best intercept 4.4% Zn, 3.3% Pb, 61 g/t Ag over 1.15m). Carbonate Replacement Deposit model
- Drill program to test structural controls of mineralization at angles to previous drilling



## La Victoria Au-Ag Project (Peru)

- Tartisan 20% equity interest through owning 6M shares, 3M warrants @ C\$0.40, and 2% net smelter royalty with a 1% buyback for US\$3M of Eoro Resources Ltd. (TSX.V: ELO)
- EHR Resources earned 10% of La Victoria in Dec. 2017 by expending C\$2m in exploration and can earn an additional 15% through C\$3m in exploration before Jul. 31 2018
- 8,000ha property package located in a gold belt that includes Pierina, Lagunas Norte/Alto Chicama, La Arena, and Sta. Rosa that are large, low cost gold producers
- Excellent infrastructure: with easy road access, abundant water, and an industrial power corridor 4.3km from the site
- Recently completed ground work including deposit scale mapping, infill geophysics, and regional sampling to qualify previously reported exploration results as relevant to bulk tonnage, heap leachable deposit exploration model
- Planned 3,500m **La Victoria Drill Program Underway**, until now has never been

## Tartisan Resources Corp.

### Seeking Value in Undervalued and Emerging Metal Assets in Canada and Peru (CSE: TTC , FSE: 8TA)

Exchange Symbol	CSE: TTC
Share Price (Jan. 12th, 2018)	C\$0.15
52-Week Share Price Range	C\$0.025 - 0.18
Shares Issued and Outstanding	79,092,443
Warrants Outstanding	10,253,384
Options Outstanding	3,700,000
Fully Diluted	93,045,827
Market Capitalization (Jan. 12th)	11,864,000

### Contact Information

Suite 1060, 44 Victoria St.  
Toronto, Ontario  
Canada, M5C1Y2  
+1 416 804 0280



This document contains certain "forward looking information" within the meaning of applicable Canadian securities legislation. Risks and uncertainties that could cause results of future events to differ materially from current expectations expressed or implied by the forward-looking statements are described in the Company's financial statement and management's discussion and analysis as well as other disclosure available under the Company's profile on www.sedar.com  
\*Note: Mineralization on adjacent properties is not necessarily indicative of mineralization on the properties in this presentation.

## Management and Directors

### D. Mark Appleby, President & CEO, Director

- Over 30 years experience in a variety of disciplines relating to investment banking, corporate finance and the capital markets

### Dan Fuoco, CFO

- Over 30 years experience in senior accounting and finance roles

### Yves P. Clement, P.Geo., Director

- Professional Geologist with over 28 years' experience in the generation, evaluation and development of a wide variety of mineral resources in Canada, South America, and West Africa

### Denis Laviolette, B.Sc. Geology, Director

- Mining and exploration geologist with 10 years of experience in exploration, advanced mine operations, start-up mine management, QA/QC, grass roots exploration, financing and acquisitions in Canada and internationally

### Douglas M. Flett, J.D., Director

- Over 20 years practising corporate law (retired) and over 20 years in various roles in the resource industry. He continues to be a member of the Law Society of Upper Canada.

CSE:TTC , FSE:8TA

www.tartisanresources.com

info@tartisanresources.com

web.facebook.com/TartisanResourcesCorporation